

Ben Fulmer

From: Gary Jackson <Gary Jackson <GJackson@ashevillenc.gov>> on behalf of Gary Jackson
Sent: Thursday, April 20, 2017 11:52 AM
To: Keith Young
Subject: FW: April 11, 2017 Follow Up

From: Paul Fetherston
Sent: Wednesday, April 19, 2017 5:46 PM
To: councilgroup <AshevilleNCCouncil@ashevillenc.gov>
Cc: Gary Jackson <GJackson@ashevillenc.gov>; Robin Currin <RCurrin@ashevillenc.gov>; Tammy Hooper <THooper@ashevillenc.gov>; Dawa Hitch <DHitch@ashevillenc.gov>
Subject: April 11, 2017 Follow Up

Dear Mayor and Council Members,

As a follow up to the April 11 Budget Work Session and City Council meeting, the City Manager asked that follow up be provided on data referenced during each meeting regarding law enforcement. The information that has been gathered is provided below. A table highlighting Asheville data from each respective site is also provided below.

April 11 Budget Work Session Presentation

During the April 11 Budget Work Session, Chief Hooper provided information regarding the Police Department's Multi-Year Work Plan implementation. Within the presentation, Chief Hooper referenced criminal statistic and law enforcement staffing statistics associated with Crime ratings provided by www.areavibes.com. Information provided by Chief Hooper, as reported by areavibes.com regarding Asheville may be accessed directly through the following link: <http://www.areavibes.com/asheville-nc/crime/>. It is important to note that the data is based on all law enforcement employees (sworn and civilian) per 1,000 population. The areavibes.com information is derived from the FBI's uniform crime reports (UCR) for 2015.

April 11 City Council Meeting Public Comment

During the public comment portion of the April 11 City Council meeting, a member of the public - Amy Cantrell - provided comments regarding policing and statistics. Within those comments, Ms. Cantrell referenced data reported by Governing.com which can be accessed through the following link: <http://www.governing.com/gov-data/safety-justice/police-officers-per-capita-rates-employment-for-city-departments.html>. It is important to note that the data provides total police employees (sworn and civilian) as well as numbers of sworn officers per 10,000 population. As noted in the source reference, the information is based on Governing.com calculations of 2015 FBI UCR data.

It is important to note that the data compiled by FBI and reported by areavibes.com and governing.com do not include data on calls for service or day time and evening populations. Asheville's volume of calls for service both in the police and fire departments is significantly higher than communities of similar resident populations. In addition, Asheville's day time and evening population figures are significantly higher than other North Carolina communities.

Please let us know if we may be of further assistance.

Thank you.

Paul

Areavibes.com

	Asheville	North Carolina
Law Enforcement employees (officers & civilians)	246	14,522
Police officers & civilians/ 1,000 residents	2.9	4.8
There are a total of 246 Asheville police officers. This results in 2.9 police officers per 1,000 residents which is 39.6% less than the North Carolina average and 11.7% less than the National average.		

Governing.com

Officers per 10,000 population	Total Police Employees per 10,000 Population	Officer Count	Total Police Employee Count
22.6	27.8	201	247

E-mail correspondence to and from this sender may be subject to the North Carolina Public Records Law and, as such, may be disclosed to third parties.

Ben Fulmer

From: Cecil Bothwell <Cecil Bothwell <cecilbothwell@gmail.com> > on behalf of Cecil Bothwell
Sent: Wednesday, April 19, 2017 7:11 PM
To: Gordon Smith
Cc: Paul Fetherston;councilgroup;Gary Jackson;Robin Currin;Tammy Hooper;Dawa Hitch
Subject: Re: April 11, 2017 Follow Up

I'm curious if the reported 246 includes the 20 current vacancies, or excludes them. Similarly, does the 201 officer count include the missing 20? The point being, as must be clear, are we talking about positions or persons?
-c

On Apr 19, 2017, at 6:07 PM, Gordon Smith <gordonsmith@avlcouncil.com> wrote:

Paul,

Thanks for this. Could you help further reconcile the numbers? How does the governing.com data compare with other NC cities?

This statistical piece is a central piece of my support for the requested funding increase, so I want to have the clearest understanding possible. Is Asheville pe capita understaffed compared to other cities or not?

Thank you,

Gordon

On Wed, Apr 19, 2017 at 5:45 PM, Paul Fetherston <PFetherston@ashevillenc.gov> wrote:

Dear Mayor and Council Members,

As a follow up to the April 11 Budget Work Session and City Council meeting, the City Manager asked that follow up be provided on data referenced during each meeting regarding law enforcement. The information that has been gathered is provided below. A table highlighting Asheville data from each respective site is also provided below.

[April 11 Budget Work Session Presentation](#)

During the April 11 Budget Work Session, Chief Hooper provided information regarding the Police Department's Multi-Year Work Plan implementation. Within the presentation, Chief Hooper referenced criminal statistic and law enforcement staffing statistics associated with Crime ratings provided by www.areavibes.com. Information provided by Chief Hooper, as reported by [areavibes.com](http://www.areavibes.com) regarding Asheville may be accessed directly through the following link: <http://www.areavibes.com/asheville-nc/crime/>. It is important to note that the data is based on all law enforcement employees (sworn and civilian) per 1,000 population. The [areavibes.com](http://www.areavibes.com) information is derived from the FBI's uniform crime reports (UCR) for 2015.

April 11 City Council Meeting Public Comment

During the public comment portion of the April 11 City Council meeting, a member of the public - Amy Cantrell - provided comments regarding policing and statistics. Within those comments, Ms. Cantrell referenced data reported by [Governing.com](http://www.governing.com) which can be accessed through the following link: <http://www.governing.com/gov-data/safety-justice/police-officers-per-capita-rates-employment-for-city-departments.html>. It is important to note that the data provides total police employees (sworn and civilian) as well as numbers of sworn officers per 10,000 population. As noted in the source reference, the information is based on [Governing.com](http://www.governing.com) calculations of 2015 FBI UCR data.

It is important to note that the data compiled by FBI and reported by [areavibes.com](http://www.areavibes.com) and [governing.com](http://www.governing.com) do not include data on calls for service or day time and evening populations. Asheville's volume of calls for service both in the police and fire departments is significantly higher than communities of similar resident populations. In addition, Asheville's day time and evening population figures are significantly higher than other North Carolina communities.

Please let us know if we may be of further assistance.

Thank you.

Paul

Areavibes.com

	Asheville	North Carolina
Law Enforcement employees (officers & civilians)	246	14,522
Police officers & civilians/ 1,000 residents	2.9	4.8
There are a total of 246 Asheville police officers. This results in 2.9 police officers per 1,000 residents which is 39.6% less than the North Carolina average and 11.7% less than the National average.		

Governing.com

Officers per 10,000 population	Total Police Employees per 10,000 Population	Officer Count	Total Police Employee Count
22.6	27.8	201	247

E-mail correspondence to and from this sender may be subject to the North Carolina Public Records Law and, as such, may be disclosed to third parties.

Ben Fulmer

From: Gordon Smith <Gordon Smith <gordonsmith@avlcouncil.com>> on behalf of Gordon Smith
Sent: Wednesday, April 19, 2017 6:08 PM
To: Paul Fetherston
Cc: councilgroup;Gary Jackson;Robin Currin;Tammy Hooper;Dawa Hitch
Subject: Re: April 11, 2017 Follow Up

Paul,

Thanks for this. Could you help further reconcile the numbers? How does the governing.com data compare with other NC cities?

This statistical piece is a central piece of my support for the requested funding increase, so I want to have the clearest understanding possible. Is Asheville pe capita understaffed compared to other cities or not?

Thank you,

Gordon

On Wed, Apr 19, 2017 at 5:45 PM, Paul Fetherston <PFetherston@ashevillenc.gov> wrote:

Dear Mayor and Council Members,

As a follow up to the April 11 Budget Work Session and City Council meeting, the City Manager asked that follow up be provided on data referenced during each meeting regarding law enforcement. The information that has been gathered is provided below. A table highlighting Asheville data from each respective site is also provided below.

April 11 Budget Work Session Presentation

During the April 11 Budget Work Session, Chief Hooper provided information regarding the Police Department's Multi-Year Work Plan implementation. Within the presentation, Chief Hooper referenced criminal statistic and law enforcement staffing statistics associated with Crime ratings provided by www.areavibes.com. Information provided by Chief Hooper, as reported by [areavibes.com](http://www.areavibes.com) regarding Asheville may be accessed directly through the following link: <http://www.areavibes.com/asheville-nc/crime/>. It is important to note that the data is based on all law enforcement employees (sworn and civilian) per 1,000 population. The [areavibes.com](http://www.areavibes.com) information is derived from the FBI's uniform crime reports (UCR) for 2015.

April 11 City Council Meeting Public Comment

During the public comment portion of the April 11 City Council meeting, a member of the public - Amy Cantrell - provided comments regarding policing and statistics. Within those comments, Ms. Cantrell referenced data reported by Governing.com which can be accessed through the following link: <http://www.governing.com/gov-data/safety-justice/police-officers-per-capita-rates-employment-for-city-departments.html>. It is important to note that the data provides total police employees (sworn and civilian) as well as numbers of sworn officers per 10,000 population. As noted in the source reference, the information is based on Governing.com calculations of 2015 FBI UCR data.

It is important to note that the data compiled by FBI and reported by [areavibes.com](http://www.areavibes.com) and [governing.com](http://www.governing.com) do not include data on calls for service or day time and evening populations. Asheville's volume of calls for service both in the police and fire departments is significantly higher than communities of similar resident populations. In addition, Asheville's day time and evening population figures are significantly higher than other North Carolina communities.

Please let us know if we may be of further assistance.

Thank you.

Paul

Areavibes.com

	Asheville	North Carolina
Law Enforcement employees (officers & civilians)	246	14,522
Police officers & civilians/ 1,000 residents	2.9	4.8
There are a total of 246 Asheville police officers. This results in 2.9 police officers per 1,000 residents which is 39.6% less than the		

North Carolina average and 11.7% less than the National average.		
--	--	--

Governing.com

Officers per 10,000 population	Total Police Employees per 10,000 Population	Officer Count	Total Police Employee Count
22.6	27.8	201	247

E-mail correspondence to and from this sender may be subject to the North Carolina Public Records Law and, as such, may be disclosed to third parties.

Ben Fulmer

From: Paul Fetherston <Paul Fetherston <PFetherston@ashevillenc.gov>> on behalf of Paul Fetherston
Sent: Wednesday, April 19, 2017 5:46 PM
To: councilgroup
Cc: Gary Jackson;Robin Currin;Tammy Hooper;Dawa Hitch
Subject: April 11, 2017 Follow Up

Dear Mayor and Council Members,

As a follow up to the April 11 Budget Work Session and City Council meeting, the City Manager asked that follow up be provided on data referenced during each meeting regarding law enforcement. The information that has been gathered is provided below. A table highlighting Asheville data from each respective site is also provided below.

April 11 Budget Work Session Presentation

During the April 11 Budget Work Session, Chief Hooper provided information regarding the Police Department's Multi-Year Work Plan implementation. Within the presentation, Chief Hooper referenced criminal statistic and law enforcement staffing statistics associated with Crime ratings provided by www.areavibes.com. Information provided by Chief Hooper, as reported by areavibes.com regarding Asheville may be accessed directly through the following link: <http://www.areavibes.com/asheville-nc/crime/>. It is important to note that the data is based on all law enforcement employees (sworn and civilian) per 1,000 population. The areavibes.com information is derived from the FBI's uniform crime reports (UCR) for 2015.

April 11 City Council Meeting Public Comment

During the public comment portion of the April 11 City Council meeting, a member of the public - Amy Cantrell - provided comments regarding policing and statistics. Within those comments, Ms. Cantrell referenced data reported by Governing.com which can be accessed through the following link: <http://www.governing.com/gov-data/safety-justice/police-officers-per-capita-rates-employment-for-city-departments.html>. It is important to note that the data provides total police employees (sworn and civilian) as well as numbers of sworn officers per 10,000 population. As noted in the source reference, the information is based on Governing.com calculations of 2015 FBI UCR data.

It is important to note that the data compiled by FBI and reported by areavibes.com and governing.com do not include data on calls for service or day time and evening populations. Asheville's volume of calls for service both in the police and fire departments is significantly higher than communities of similar resident populations. In addition, Asheville's day time and evening population figures are significantly higher than other North Carolina communities.

Please let us know if we may be of further assistance.

Thank you.

Paul

Areavibes.com

	Asheville	North Carolina
Law Enforcement employees (officers & civilians)	246	14,522
Police officers & civilians/ 1,000 residents	2.9	4.8
There are a total of 246 Asheville police officers. This results in 2.9 police officers per 1,000 residents which is 39.6% less than the North Carolina average and 11.7% less than the National average.		

Governing.com

Officers per 10,000 population	Total Police Employees per 10,000 Population	Officer Count	Total Police Employee Count
22.6	27.8	201	247

E-mail correspondence to and from this sender may be subject to the North Carolina Public Records Law and, as such, may be disclosed to third parties.

Ben Fulmer

From: Barbara Whitehorn <Barbara Whitehorn <BWhitehorn@ashevillenc.gov> > on behalf of Barbara Whitehorn
Sent: Friday, March 31, 2017 5:26 PM
To: councilgroup
Cc: All Department Directors; Tony McDowell; Jaime Matthews
Subject: Council Requested Information
Attachments: APDBudgetRequest Memo.docx; Federal Funding memo.docx; HR_Memo_03282017.docx; Memo - Energy Audits and Facilities Master Planning Process - 03-28-17 - final.docx; Memo- FY18 Transit Budget- 170331.doc; Staffing and Budget Trends memo.docx; APD MYP FY16-17 to FY 18-19.pdf; CurrentAllocation_NoPct2.pdf; ProposedAllocation_NoPct2.pdf

Councilmembers,
Attached are memos in response to your requests for more information.
If you have any questions, please submit them to me or to Jaime.

The three PDF files are the attachments to the APD memo.

Thank you and have a lovely weekend,

Barbara Whitehorn, MBA, CTP
Chief Financial Officer
Director of Finance and Management Services
City of Asheville, North Carolina
(828) 259-5484 office
(828) 575-4447 mobile

From: Nancy Liddle <"Nancy Liddle" <nsliddle@wcu.edu>> on behalf of Nancy Liddle
Sent: Tuesday, January 10, 2017 11:13 AM
To: gwenwisler@avlcouncil.com;nsliddle@wcu.edu
Subject: College of Business Newsletter, Winter 2016



From the Dean's Desk

The holiday break was welcomed but all too short. As you return to Forsyth during the spring semester you will notice our renovation has begun. Three class rooms were worked on during the break and another is off-line for the spring. By the time dust settles for next fall the appearance of the building will be much improved as well as the functionality. We are looking at more seats, more class space, better class space, better meeting space, and improved faculty and student lounges! A lot of activity during a tight budget year! For faculty, staff, and students, I know the spring semester will bring a fresh start. For our friends and alumni off campus, please do plan to visit soon and see the improvements we are making every day!

North Carolina Banking Commission Project on Community Bank Performance

With support from **BB&T Student Project Grants for the Study of Leadership, Ethics and Capitalism**, a College of Business student team built an evidence based, data-driven management tool for use by bank executives to enhance performance outcomes of their enterprises. The team presented their findings and SMART application management tool at the November 3rd board meeting of the North Carolina Banking Commission.

The project team was staffed by project manager Sage Proffitt, data collection managers Garrett Lane and Brennan Burke, and metrics manager Patrick Killian. Professors Ken Flynt and Ed McFarland advised on the project. All are pictured below.

Growing Stockholder Value was selected as the SMART Application use case for this project. To complete the project the team built data tables of 3 dozen commonly used performance measures for banks, and then ran regression analytics to select strong indicator metrics for Soundness, Profitability and Growth Outcomes. Out of the 3 dozen metrics tested 7 were determined to be accurate Key Performance Indicators (KPI's) based on strength of correlation.

Using the 7 KPI's and the outcome metrics, the team next scored and ranked a peer group of 10 community banks in North Carolina. As a test of the usefulness of the SMART application as a management tool, the team found the following Strong Correlations among the peer group banks: Soundness to Total Peer Score, Profitability to Total Peer Score, Growth to Total Peer Score, and Total KPI Score to Total Peer Score. This spring a second College of Business team will build a next stage project to be presented in a team completion event at the Richmond Federal Reserve Board meeting.



Master of Accountancy Program in London

Over fall break a group of WCU Master of Accountancy and MBA students traveled to London. With faculty members Leroy Kauffman and Marco Lam, the group met with representatives of Mazars(below), the International Accounting Standards Board, and the famed Institute of Chartered Accountants of England and Wales. They also experienced traditional tourist and historical spots, like the Tower of London, London

Eye, Buckingham Palace, Trafalgar Square, China Town, Churchill War Rooms, Shakespeare's Globe Theatre, and the British Museum. The group enjoyed the musical Kinky Boots at the Adelphi Theatre, and toured Fosters Brewery, one of the oldest family owned brewery's in the UK.

One of the highlights of the trip, according to former WCU football standout Darius Ramsey, was a European football game (i.e., soccer). Ramsey reported, "We attended the Queens Park Rangers (QPR) soccer match and I must say, it was wild! That was my first time ever going to a professional soccer match. It took me to travel to London to cross it off my bucket list, which was fitting because experiencing how the European culture and crazed fans are over their soccer teams was quite entertaining." In addition to Ramsey, students included Sara Robinson, Melissa Valko, Antonio Corza, Justin Sheehan, Cory Davis, London Richardson, and Mariesa Fain.



Spirits Soar

The Asheville Citizen Times reports that in addition to Asheville's popularity as a beer mecca, liquor sales have jumped 37 percent from

\$22.1 million in 2012 to \$30.4 million in fiscal year 2016. Gimelstob-Landry Distinguished Professor of Regional Economic Development, Angela Dills has this to say about the trend:

"My optimistic theory is the economy is improving and people have more disposable income to spend on things like alcohol. I think it's clear that people are drinking better booze, and more people are switching toward liquor. So in terms of total expenditures, even if you're drinking the same quantity, you would see higher expenditures."

"Most of the literature and the economic studies suggest that alcohol consumption and economic well-being go hand in hand," Dills said. "When the economy is strong, people drink more. When the economy is going down, people drink less. It seems to be driven mostly by disposable income."

Scope Creep Issues


Project Management professors Yang Fan and Nathan Johnson (below) were invited to present to the 300+ members of the North Carolina chapter of the Project Management Institute in Durham during the month of October. The topic was managing and preventing *scope creep* during project execution. Key topics covered were scope creep risks and impacts, stakeholder management and change requests, monitoring and controlling project scope and scope verification.



Isothermal and WCU Articulation Signings

Officials from Western Carolina University and Isothermal Community College recently gathered to sign an articulation agreement designed to ease the transition for ICC students wanting to study in WCU's newly expanded bachelor's degree program in hospitality and tourism offered in the Asheville area. The expansion is designed to meet the needs of community college graduates in hospitality-related programs as well as working professionals already in the tourism industry in the Buncombe-Henderson area and across Western North Carolina.

Additional articulation agreements with other community colleges are expected to take place in the near future. Pictured below representing their institutions in signing the articulation agreement are (from left) Walter Dalton, president of Isothermal Community College; Kimberly Gold, executive vice president for administration at ICC; and Alison Morrison-Shetlar, WCU provost.



Beta Alpha Psi Visits Alums at Work

Western Carolina's Beta Alpha Psi chapter finished its semester by visiting CPA firms in Asheville, NC. Levonia Reese hosted at Carter PC, where students learned more about the firm and interacted with professionals, including alumnus, Aaron Jennings. At Dixon Hughes Goodman, the group was welcomed by WCU alumnus and partner, David Wiggins. From alumni, Hayley Henson and Kayla Cermak, they learned about the firm and how to prepare of a career in public accounting. Students enjoyed looking in on alumni, Ryan Conley, Hillary Fearington, Elizabeth Ross, Angi West, and Justin Wike. We thank both firms for hosting.



Music and Marketing: Profs Collaborate In Sound and Vision

Professors Scott Rader (marketing) and Damon Sink (electronic music) joined forces to host the first annual "Cataclysm" showcase for student and faculty experimental music at UC Illusions on December 8. "Where there is an intersection of traditional instruments like guitar with electronic instruments like synthesizers and software, this type of music often eludes genre. But it is increasingly popular, especially among students." The event provided an outlet not only for performances, but also an opportunity to learn about the importance of marketing. Both Dr.

Rader and Dr. Sink performed as supporting acts for the students. Seen below, Chandler Watson, jazz guitar major.



Student Clubs are Growing

The Student Chapter of the Club Manager's Association of America has reestablished with 10 new members and they are registered to attend the World Conference in Orlando, Florida in February. The Hospitality and Tourism Club has renewed their charter with SGA and has seen 25-30 students at each of the organizational meetings. Angela Sebby and Eva Smith are the Faculty advisors for the clubs and everyone involved is looking forward to an active spring semester. In addition to the clubs listed above, active CoB student organizations include Beta Alpha Psi, Beta Gamma Sigma, Business and Law Society, Campus Mediation Society, EPIC, Eta Delta Sigma, Finance Club, Free Enterprise Club, Management Club, and the Sports Management Association.


Sport Management Class Lends a Hand

The 2016 Mountain Heritage Day 5K presented by Phillips and Jordan, Inc. was one of the many activities associated with WCU's annual Mountain Heritage Day Festival. The race was planned and produced by students in Dr. Charles Parrish's Sport Event and Venue Management (SM 435) class, which is a required course within WCU's sport management program. The event featured a challenging course through campus and attracted 108 race participants as well as dozens of spectators and scores of volunteers. After the race, the top 3 male and female finishers in each of the four age categories were recognized and awarded medals. Daniel Hyatt (20:06) and Jennifer Black (20:48) were also recognized as the top male and female overall winners. Their names are now etched into the Mountain Heritage Day Cup, which is prominently displayed by the College of Business in the Forsyth Building.



The Christmas Connection

Students in Julie Johnson-Busbin's "Facebook Generation Marketing" and "Introduction to Professional Sales" classes devoted themselves to raising awareness of tremendous local need and fundraising for the 27 year old local non-profit, the Christmas Connection of Jackson County, an organization that provides Christmas gifts for children of low-income families. The Christmas Connection, which is completely volunteer-run, works with individuals, families, schools and social services professionals across Jackson County to identify and purchase gifts for more than 1,000 children each year. Professor Johnson is pictured below in a planning session with students.



Who Doesn't Love Hot Cocoa?

In what we hope will become a new tradition, associate professor of finance, Patrick Payne, spent one morning before finals in the Forsyth lobby passing out gourmet hot cocoa and good vibes to our weary students. Surely he deserves a raise, right?



Congratulations are in Order

Dr. Vittal Ananatmula's book "Project Teams" was chosen by Harvard Business Publishers to pair with their most popular case studies. Interested readers will find the book on their website.

Save-the-Date 4/1/17!

During the fall semester, students in HT241 Festivals and Special Events planned the 3rd annual Habitat for Humanity Spring Bloom and Build Festival in Dillsboro. The festival aims to raise community awareness of services offered by Habitat for Humanity and to provide opportunities for involvement.

The Festival began in 2015 as a collaboration between Habitat for Humanity (Rick Westerman, Executive Director and Bill Richmond, WCU Habitat for Humanity founder) and two of Carroll Brown's Hospitality and Tourism Management classes: Festivals and Special Events (fall planning) and Tourism Planning and Development (spring implementation).

The 2017 festival date is April 1st. The Bloom and Build festival is a fun-filled family event which includes a silent auction, live music, food, craft beer, dancing, children's activities, a rehab pop-up store, and a 5K funky run. Students gain hands-on experience in event planning, tourism development and community engagement. The Festivals and Special Events class created this "save the date" flyer to get the word out. All are invited.



Accountancy Programs Fall Banquet


More than 100 students, faculty, alumni and members of the business community attended the 2016 Dixon Hughes Goodman Accountancy Program Fall Banquet. The annual event is a celebration of the outstanding accomplishments of the accounting students at WCU. Of the 40 students attending, 21 were award winners and honorees. Named scholarships from Dixon Hughes Goodman, Gould Killian CPA Group and Johnson Price Sprinkle were awarded to master's students Mason Ryon, Evan Hill and Matthew Rodewald, respectively. In all, WCU accounting students were recognized for receiving more than \$35,000 in scholarships and awards during the past year. The keynote speaker for the event was Steve Watson (pictured below), Senior Vice President and CFO of The

Biltmore Company, who shared his organization's approach to sustainability and corporate responsibility.



Doing Good in our Community

Dr. Debasish Banerjee(right) spent some of his free time in December at Walmart in Sylva, ringing the bell and "doing the most good" for the Salvation Army. Thank you!




Young Alum Returns with "Three Things..."

Nick Heim '15, returned to campus in November to offer his "Insights and Reflections" to Western Carolina students. A double major in Finance and Entrepreneurship now working for Wells Fargo Securities in Charlotte has just finished one year of graduate school at Creighton University and will sit for the Level 1 CFA exam in June.

Nick packed the UC theater and enchanted students with his straight-talk message of how to make the most of the college of experience to set you on path to success, including "Three things I think I did well, three things I think I did poorly, and three things I've learned since starting my career". He gave students a strong and clear message that they can compete with anyone out there--just keep in mind " Live like no one else today so you can live like no one else tomorrow". Good reminder, Nick.

Nick Heim is pictured below with Associate Dean Ken Flynt.





Like

Tweet

Share

Forward